



# Nauset Public Schools

78 Eldredge Park Way, Orleans MA 02653

Phone: 508-255-8800 • Fax: 508-240-2351 • <http://nausetschools.org>

**Thomas M. Conrad**  
Superintendent of Schools

**Keith E. Gauley**  
Assistant Superintendent

**Mary E. Buchanan**  
Director of Student Services

**Giovanna Venditti**  
Director of Finance & Operations

**Eileen Belastock**  
Director of Technology

## Massachusetts Inter-district School Choice Program

The Massachusetts School Choice program was established in 1991 (MGL c 76 sect 128). The Nauset Regional School District began participating in the the Choice program in 1997, at which time Nauset had 5.5 FTE students coming in through the Choice program and 13.8 FTE students leaving the District through Choice.

### School Choice Tuition Revenues (Edited from the DESE Web Site) – 1-15-2021

While the School Choice Statute does not provide explicit guidance as to the allowable uses of choice tuition revenue, the requirement that municipalities place such revenues in a special account for use by the school committee indicated a legislative intent that they be used for the general purposes of the school choice program. School choice tuition is intended to cover any additional out of pocket expenses associated with students who are enrolled under the choice program and to provide a financial incentive to encourage districts to participate in the program. Therefore, allowable expenditures include any expenditure for staff, materials, equipment, or services that directly enhance the quality of a district's educational program and benefit students who currently attend a district's schools. Local school committees may not transfer funds for the payment of debt service, even if the debts were incurred by the municipality for a school related capital expenditure, as such expenditures are not within the scope of the school committee's power or authority.

Under the Current Chapter 70 formula, the pupils at a receiving district are credited toward the *sending* district's foundation enrollment. However, any low-income increments for those pupils are credited to the receiving districts' foundation budgets.

### Why School Choice works for the Nauset Regional Schools

Nauset, along with all other Cape high schools, continues to participate in School Choice because of the significant advantages it brings to our member towns and their school-aged children, namely:

- Positive income stream
- Additional income contributes to a wide variety of courses that deepen and broaden the school curriculum, enriching the educational experience for all students
- Increases the diversity of the Nauset student body by bringing in students from more diverse backgrounds and cultures.

**Nauset Believes ... Every Child Matters**

School Choice provides a very significant revenue stream (1.74 million in FY20) that not only enables Nauset Middle School and Nauset High School to offer an extensive program of studies, but the funds also allow the District to reduce assessments (taxes) to the member towns. How is this possible when the base tuition rate is only \$5,000? It has to do with the distribution of the students into our classrooms. To understand how the school choice tuition benefits Nauset financially, even at \$5,000 per student, we identified the home towns of each student enrolled and matched that with the courses they are enrolled in. We have attached a summary of this data collected for all of our English classes at the high school as of October 2020. The data show that on average there are 10.3 students per course from one of the four member towns or from Truro or Provincetown and 2.97 students from other towns attending under School Choice. The percentage of school choice students in each course varies from 0% to 47%. The average % of Choice students in all of our English classes in October 2020 was 22%.

In most cases, the additional cost to educate a School Choice student is limited to the cost of any consumable supplies. In the example of our English classes, the District is already paying for the salary of the teacher, the heat and electricity costs, and general operating costs of the **10.3** students per class who attend from the member towns. So there is little added expense to add an average of about 3 School Choice students to each English class at Nauset High School.

There are of course some situations where we have added a teacher to accommodate the School Choice students and keep class size reasonable for students from our member towns. For the 2020-2021 school year, we estimate that about 6-7 teachers teaching 4-5 course sections each are needed to accommodate the 198 students who attend Nauset High under School Choice and keep class sizes for all students at a reasonable level. The cost for these teachers is approximately \$644,085 based on 6.5 teachers @\$84,750 each (Nauset's average teacher salary per DESE FY18) plus the cost of fringe benefits (health and life insurance). With expected revenue from School Choice in FY20 to be \$1,735,199 & FY21 to be \$1,549,403 the School Choice program is clearly financially beneficial to our District.

### **Why are some of the High School classes so small?**

When you review the data on enrollment in our English classes, you will notice that some classes are very small. The reasons for this vary. In some cases the course is a special education inclusion class where enrollment is purposefully kept small. In some cases, a small group of students needed to take a course but a new section had to be added to accommodate their schedule of other classes. Still other classes are small because a few students needed to take a required class to matriculate into the next grade or in order to accumulate enough credits to graduate. Our goal is to meet the needs of each and every students in the most effective way possible.

### **Why else is School Choice beneficial to Nauset students?**

Beyond financial benefits, there are at least two other major benefits to the School Choice program in Nauset – the positive impact on the Program of Studies – the courses we can offer - and the addition of students from diverse backgrounds, race and cultures.

Again, when we reviewed our core classes in English, we found that very few of the classes would not run even if there were no school choice students enrolled at Nauset High. On the other hand, Nauset students – from member towns and from School Choice – can take a wide variety of courses

that we would likely not be able to afford to offer without the additional revenue from School Choice. Some of these courses include: Advanced Placement Art, American Sign Language, Level 4 German, Latin 2, Criminology, Botany, Salt Water Ecosystems, American Pop Culture, and even some sections of Advanced Placement Calculus or AP Statistics to name a few. These courses not only attract students to Nauset from all over Cape Cod, but they provide an unmatched opportunity for member students to challenge themselves and pursue their individual interests and passions. In addition, the School Choice students also expose our member students to more diverse backgrounds, cultures and races. The Outer Cape can be a very isolating place, and some students do not have numerous opportunities to venture off Cape. So the addition of 198 students with different backgrounds and experiences enriches all of our students in a way that may not be possible without participation in School Choice.

### **In Conclusion**

School Choice makes sense for Nauset financially and educationally. We intend to continue to market our Regional Schools throughout the Cape as an outstanding opportunity for students to attend one of the best high schools in Massachusetts.

**Nauset Regional High School**  
**English Class Snapshot by Town of Residence**  
**1/21/2021**

Course	Grade	Member Town Students	School Choice Students	Total	% Choice
ENG 11 - 001	9	10	3	13	23%
ENG 11-002	9	12	3	15	20%
ENG 12-001	9	8	1	9	11%
ENG 12-002	9	11	4	15	27%
ENG 12-003	9	12	1	13	8%
ENG 12-004	9	9	6	15	40%
ENG 12-005	9	16	1	17	6%
ENG 12-006	9	17	4	21	19%
ENG 12-007	9	17	6	23	26%
ENG 12-008	9	5	3	8	38%
ENG 12-009	9	7	5	12	42%
ENG 12-010	9	14	2	16	13%
ENG 12-011	9	12	0	12	0%
ENG 13-001	9	4	1	5	20%
ENG 13-002	9	4	0	4	0%
<b>Total Grade 9</b>		<b>158</b>	<b>40</b>	<b>198</b>	<b>20%</b>
ENG 21-001	10	8	5	13	38%
ENG 21-002	10	15	6	21	29%
ENG 21-003	10	19	2	21	10%
ENG 22-001	10	11	3	14	21%
ENG 22-002	10	17	3	20	15%
ENG 22-003	10	21	2	23	9%
ENG 22-004	10	13	4	17	24%
ENG 22-005	10	2	1	3	33%
ENG 22-006	10	9	1	10	10%
ENG 22-007	10	10	0	10	0%
ENG 22-008	10	18	3	21	14%

Nauset Regional High School  
English Class Snapshot by Town of Residence  
1/21/2021

ENG 22-009	10	13	4	17	24%
ENG 23-001	10	7	3	10	30%
ENG 23-002	10	8	1	9	11%
<b>Total Grade 10</b>		<b>171</b>	<b>38</b>	<b>209</b>	<b>18%</b>
ENG 30-001	11	12	2	14	14%
ENG 30-002	11	16	6	22	27%
ENG 30-003	11	15	6	21	29%
ENG 31-001	11	8	7	15	47%
ENG 32-001	11	6	3	9	33%
ENG 32-002	11	6	2	8	25%
ENG 32-003	11	8	3	11	27%
ENG 32-004	11	6	2	8	25%
ENG 32-005	11	7	5	12	42%
ENG 32-006	11	15	2	17	12%
ENG 33-001	11	7	1	8	13%
SWS10e-2	11	12	0	12	0%
SWS10e-1	11	5	4	9	44%
SWS11e-1	11	7	3	10	30%
SWS11e-2	11	8	3	11	27%
<b>Total Grade 11</b>		<b>138</b>	<b>49</b>	<b>187</b>	<b>26%</b>
ENG 41-001	12	14	5	19	26%
ENG 41-002	12	9	1	10	10%
ENG 42-001	12	9	5	14	36%
ENG 42-002	12	19	6	25	24%
ENG 42-003	12	6	3	9	33%
ENG 46-001	12	18	4	22	18%
ENG 46-002	12	15	4	19	21%
ENG 47-001	12	18	3	21	14%



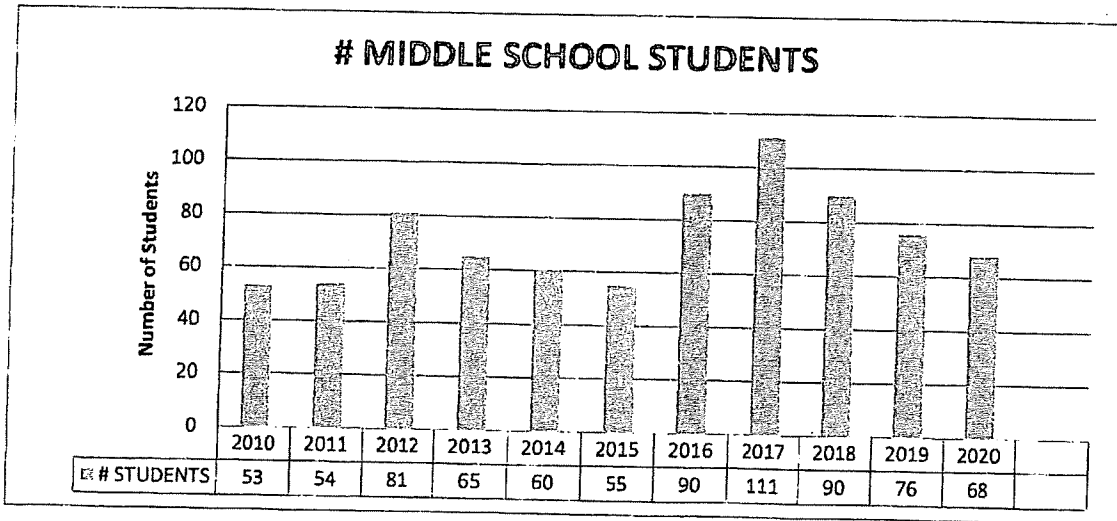
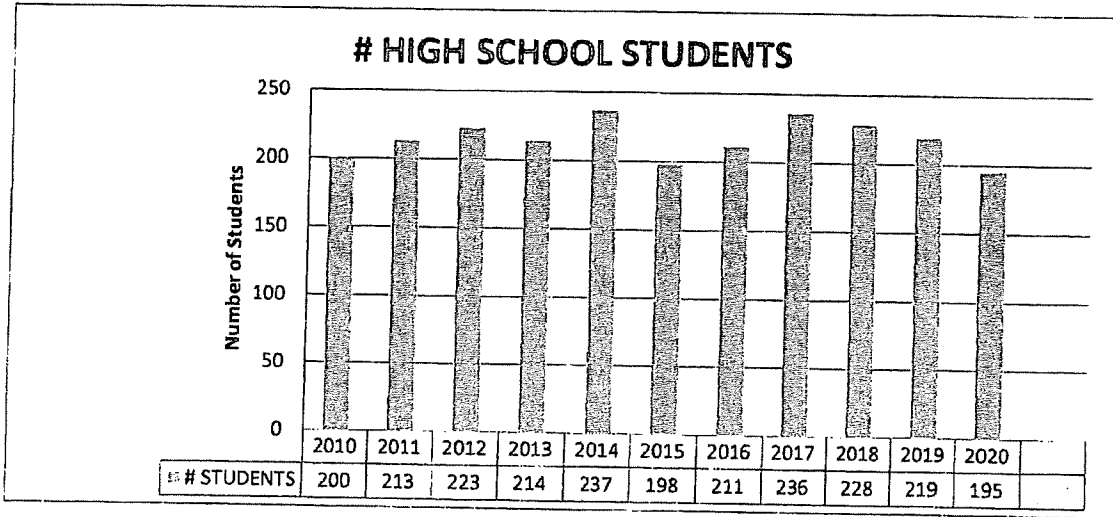
**CHOICE ENROLLMENT TRENDS IN THE REGIONAL MIDDLE SCHOOL AND HIGH SCHOOL**

**HIGH SCHOOL**

YEAR	2010	2011	2012	2013	2014	2015	2016	2017	2018	2019	2020
# STUDENTS	200	213	223	214	237	198	211	236	228	219	195

**MIDDLE SCHOOL**

YEAR	2010	2011	2012	2013	2014	2015	2016	2017	2018	2019	2020
# STUDENTS	53	54	81	65	60	55	90	111	90	76	68



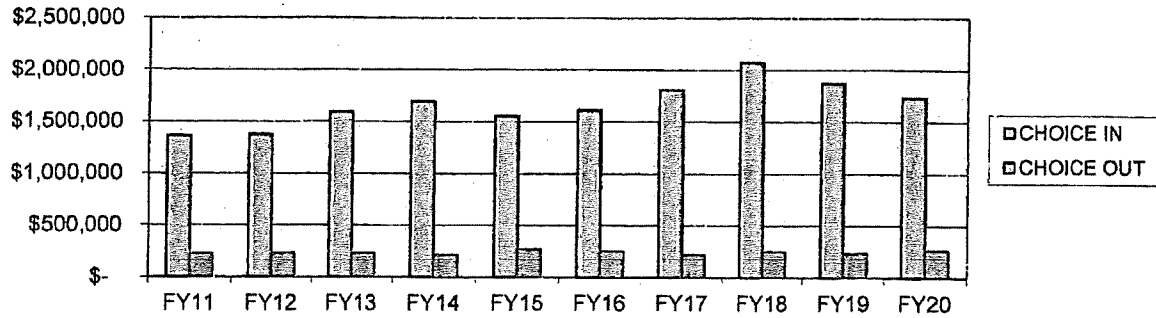
ALL DATA IS FROM OCTOBER 1 OFFICIAL ENROLLMENT REPORTS  
 CHOICE STUDENTS INCLUDE PROVINCETOWN GRADE 6-8 - PROVINCETOWN GRADE 9-12 ARE TUITIONED IN  
 CHOICE STUDENTS INCLUDE TRURO GRADE 6 - TRURO GRADE 7-12 ARE TUITIONED IN

**NAUSET REGIONAL SCHOOLS - SCHOOL CHOICE IN AND SCHOOL CHOICE OUT**

1.11.2021

FISCAL YEAR	CHOICE IN	CHOICE OUT	DIFFERENCE REV TO COST
FY11	\$ 1,360,865	\$ 230,955	\$ 1,129,910
FY12	\$ 1,373,694	\$ 235,809	\$ 1,137,885
FY13	\$ 1,590,607	\$ 234,410	\$ 1,356,197
FY14	\$ 1,692,024	\$ 215,500	\$ 1,476,524
FY15	\$ 1,551,954	\$ 272,444	\$ 1,279,510
FY16	\$ 1,611,078	\$ 252,619	\$ 1,358,459
FY17	\$ 1,805,467	\$ 224,648	\$ 1,580,819
FY18	\$ 2,076,210	\$ 252,021	\$ 1,824,189
FY19	\$ 1,868,786	\$ 236,705	\$ 1,632,081
FY20	\$ 1,735,199	\$ 264,054	\$ 1,471,145

**SCHOOL CHOICE**



**School Choice In** - Students attending Nauset under the School Choice Program

**School Choice Out** - Students attending schools outside Nauset under the School Choice program